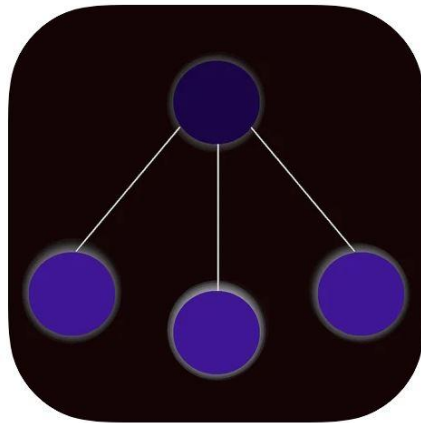


VOX II

AUDIENCE INSTRUCTIONS

The App

1). Prior to the performance, download Vox II from the Apple App Store (*at this time there is no app available for android or google devices*).



Vox II 4+

Join the Performance

Omar Peracha

Designed for iPhone

Free

2). Choose a position in the audience where you would like to virtually sit.

Select your position
in the audience



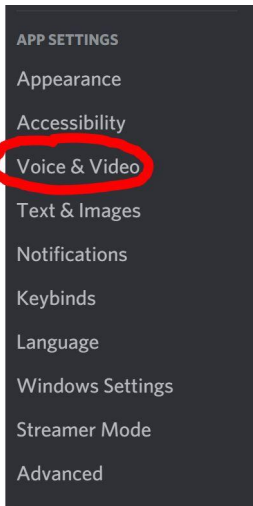
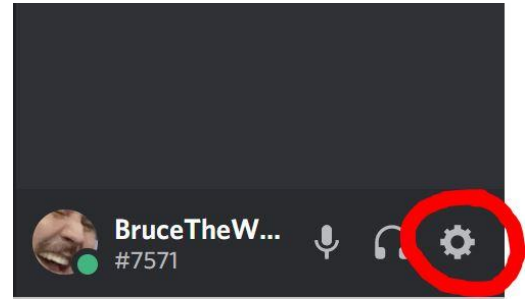
Discord

All live sound interaction between performer and audience will be conducted through Discord (an online chat app originally used for video games). There is an in browser application as well as a stand alone desktop application available at <https://discord.com/>

This performance of *Vox II* will take place on a personal server which can be [accessed here](#).

In order to properly mix the musical interactions, several settings will need to be changed on each user's application before the performance can start.

The settings menu is located at the bottom right of the screen.



The following changes can be found under Voice & Video in the menu on the left side of the screen.

To ensure the best performance possible on the discord server, please change any setting in Voice & Video to match the following screenshots on the following pages

INPUT MODE

Voice Activity

Push to Talk

INPUT SENSITIVITY

Automatically determine input sensitivity.



ADVANCED

Noise Suppression



Suppress background noise from your mic.

krisp

[Learn More](#)

AUDIO CODEC



Discord uses only the best organic, locally-sourced Opus Voice codec.

VIDEO CODEC

OpenH264 Video Codec provided by Cisco Systems, Inc.



Disabling OpenH264 also disables hardware accelerated video encoding, if available.

H.264 Hardware Acceleration



Hardware acceleration uses your GPU for efficient video encoding, if available.

VOICE PROCESSING

Echo Cancellation



Advanced Voice Activity

Turning this off may help if your voice is not being detected by the automatic input sensitivity.


Automatic Gain Control

QUALITY OF SERVICE

Enable Quality of Service High Packet Priority

Hints to your router that the packets Discord is transmitting are high priority. Some routers or internet service providers may misbehave when this is set.

ATTENUATION



Lower the volume of other applications by this percent when someone is speaking. Set to 0% to completely disable attenuation.

When I speak

When others speak